

Open Development Tool Application Deployment in
Websphere

Oracle FLEXCUBE Universal Banking

Release 12.2.0.0.0

[May] [2016]

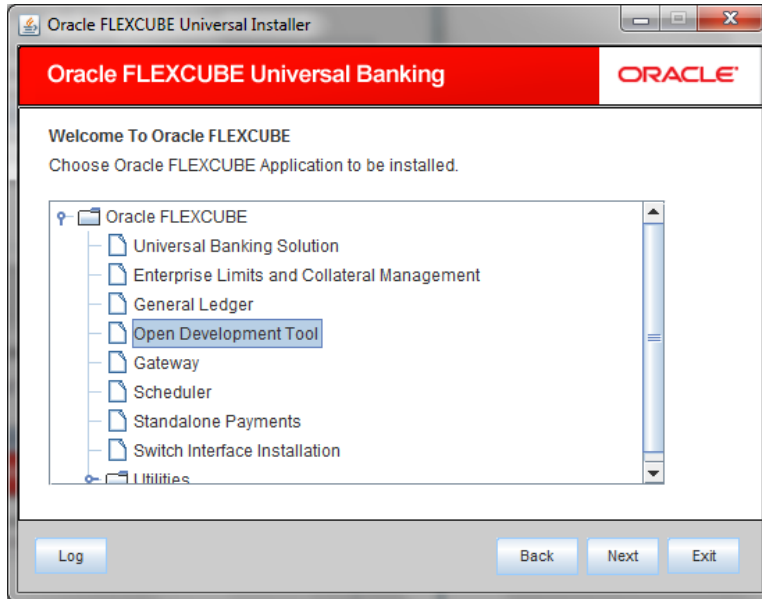


Table of Contents

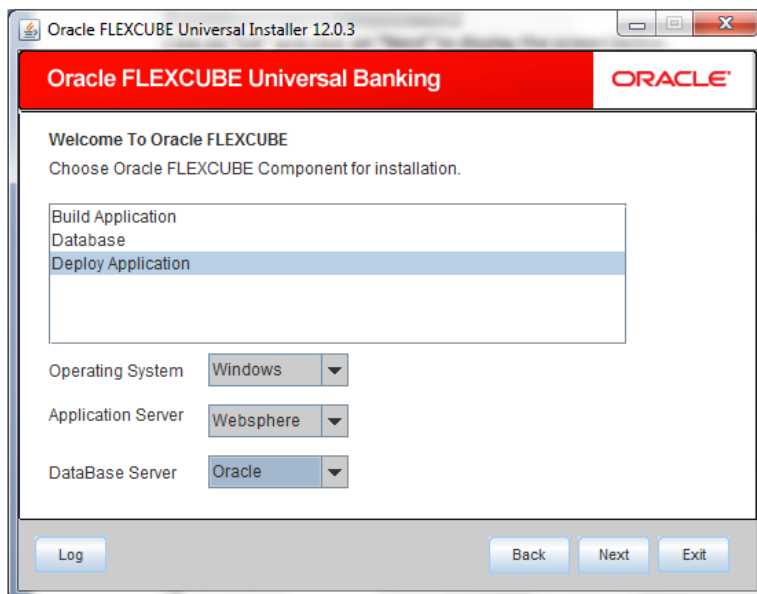
1. OPEN DEVELOPMENT TOOL (ODT) APPLICATION FULL DEPLOYMENT	1-1
--	-----

1. Open Development Tool (ODT) Application Full Deployment

1. Launch Oracle FLEXCUBE Universal Banking Solution Installer.
2. Click on 'Next' to display the screen below.



3. Select 'Open Development Tool'.
4. Click 'Next' to display the screen below.



5. Select 'Deploy Application'.

6. Specify the following details:

Operating System

Select the server's operating system in which you are installing the FCUBS application. Select the appropriate one from the adjoining drop-down list.

Application Server

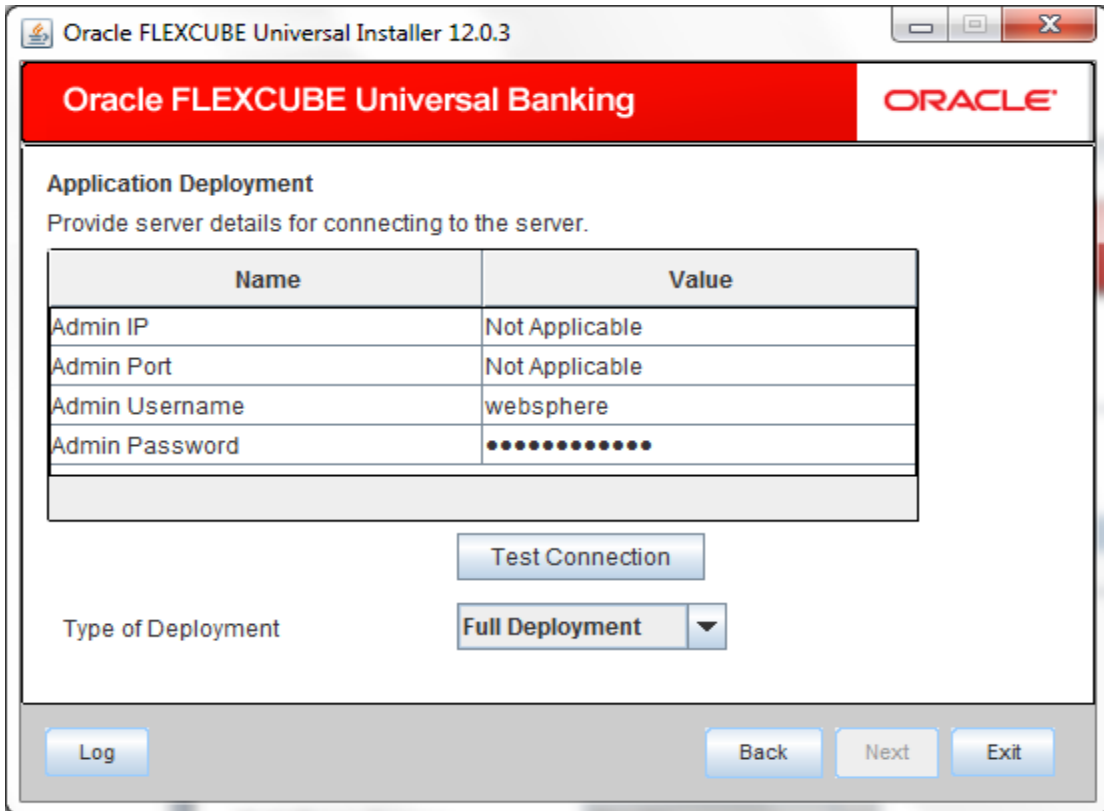
Select 'Websphere' from the adjoining drop down list.

Database Server

Select the database server in which you are installing the FCUBS application. Select the appropriate one from the adjoining drop-down list.

SelectSelectWebsphere

7. Click on 'Next' to display the screen below.



8. Specify the following details:

Admin IP

Not applicable.

Admin Port

Not applicable.

Admin UserName

Specify the appropriate admin username of the websphere application server.

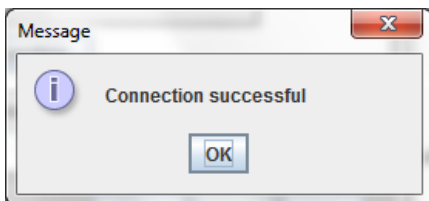
Admin Password

Specify the appropriate admin password of the websphere application server.

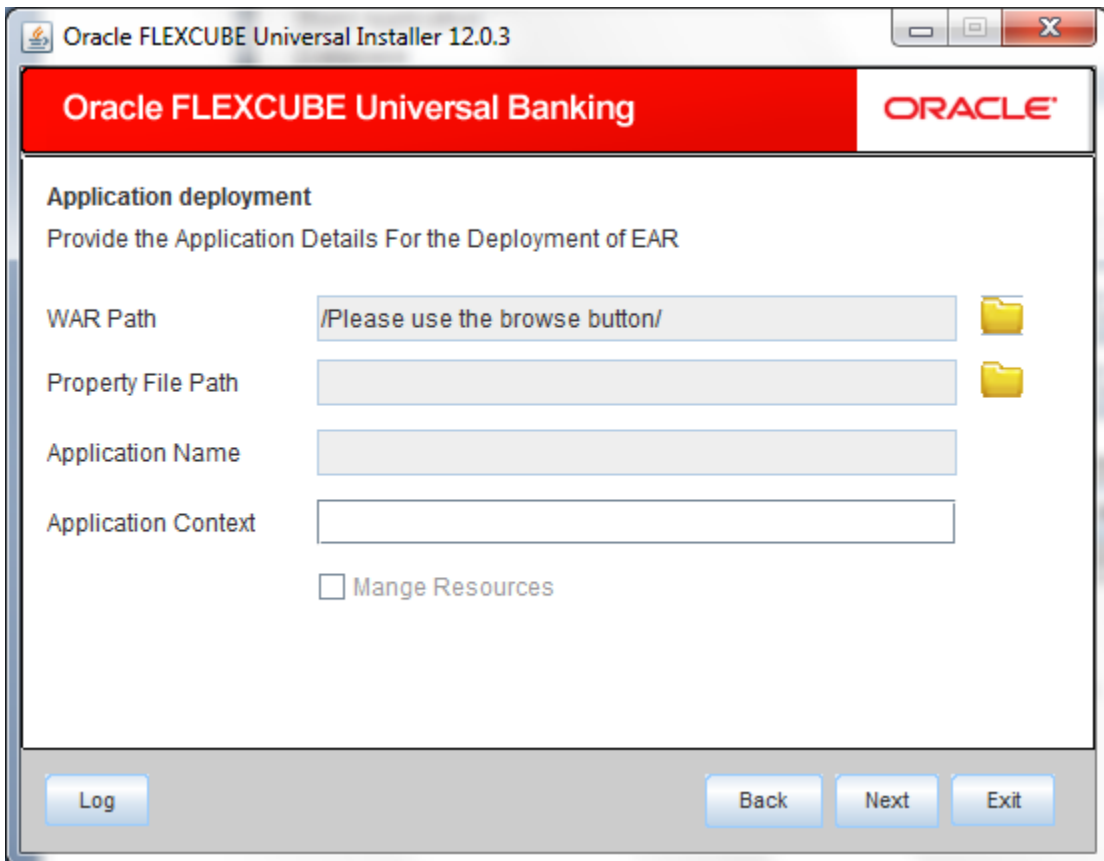
Type of Deployment

Select 'Full Deployment'.

9. Click on 'Test Connection' to test the connection with the application server. On successful connection, the following message will be displayed.




10. Click on 'OK' and click on 'Next' to display the screen below.



11. Specify the following details:

WAR Path

Select the application WAR to be deployed using the browse button.

 The Application WAR path cannot be copied and pasted on to the text box, thereby demanding the use of the browse button to select the WAR.

Property File Path

If the property file is internal to the application EAR, it gets displayed here on selection of EAR path. If the property file is external, specify the location. You can use the directory button to browser and select the directory..

Application Name

Application name gets displayed on selection of EAR path.

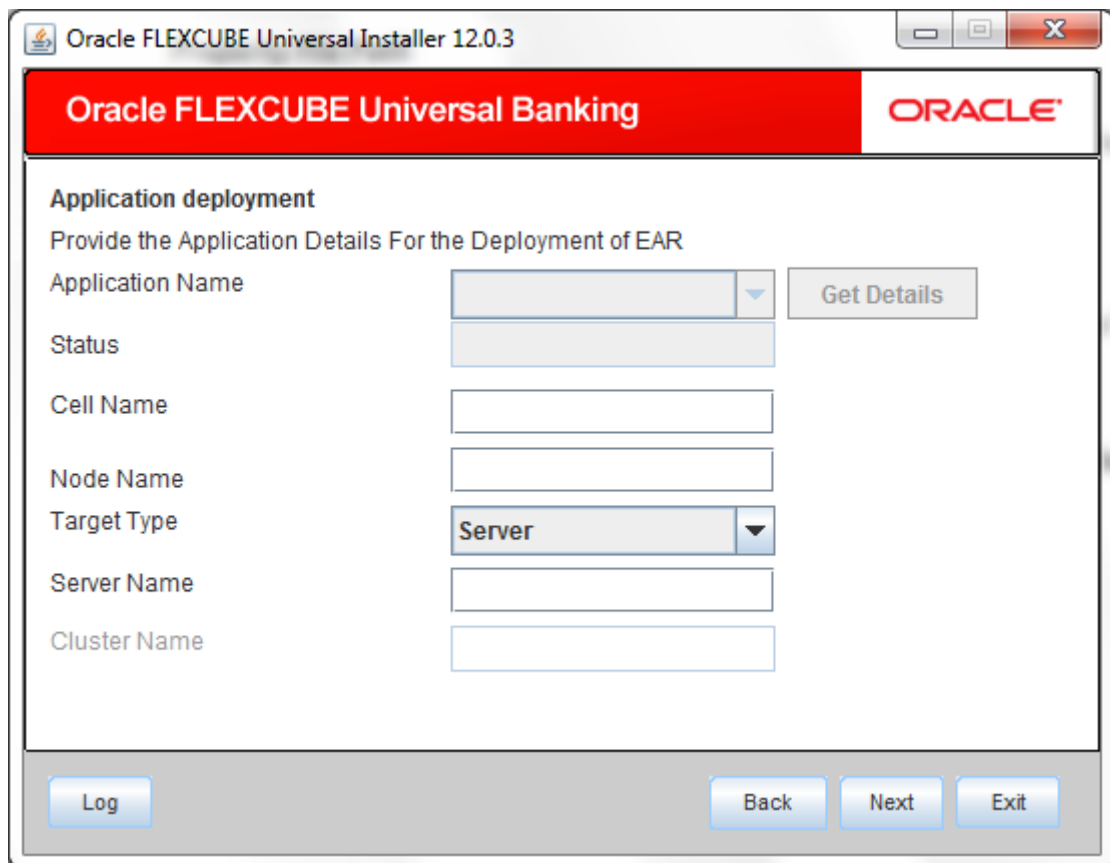
Application Context.

Application context gets displayed on selection of EAR path.

Manage Resources

Not Applicable for websphere application server.

12. Click 'Next' to display the screen below.



Oracle FLEXCUBE Universal Installer 12.0.3

Oracle FLEXCUBE Universal Banking ORACLE

Application deployment
Provide the Application Details For the Deployment of EAR

Application Name

Status

Cell Name

Node Name

Target Type

Server Name

Cluster Name

13. Specify the following details:

Application Name

Not applicable for application full deployment.

Status

Not applicable for application full deployment.

Cell Name

Specify the appropriate cell name.

Node Name

Specify the appropriate node name.

Target Type


Select the appropriate target type.

Server Name

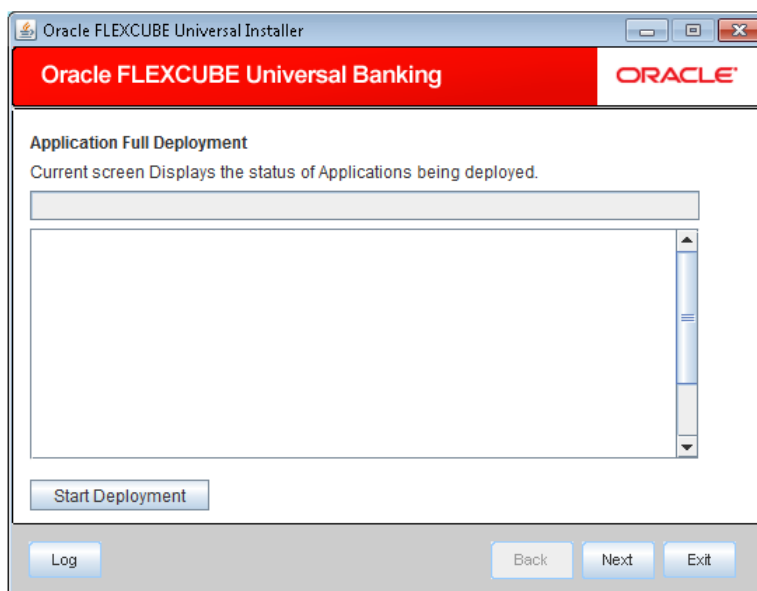
Specify the appropriate server name if the selected target type is 'Server'.

Cluster Name

Specify the appropriate cluster name if the selected target type is 'Cluster'.

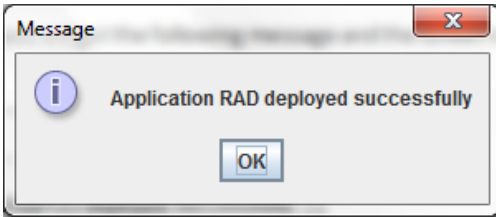
 The values fed in the above screen are not validated at the screen level as a result of a limitation and hence, Specify accurate information.

14. Click 'Next' to display the screen below.

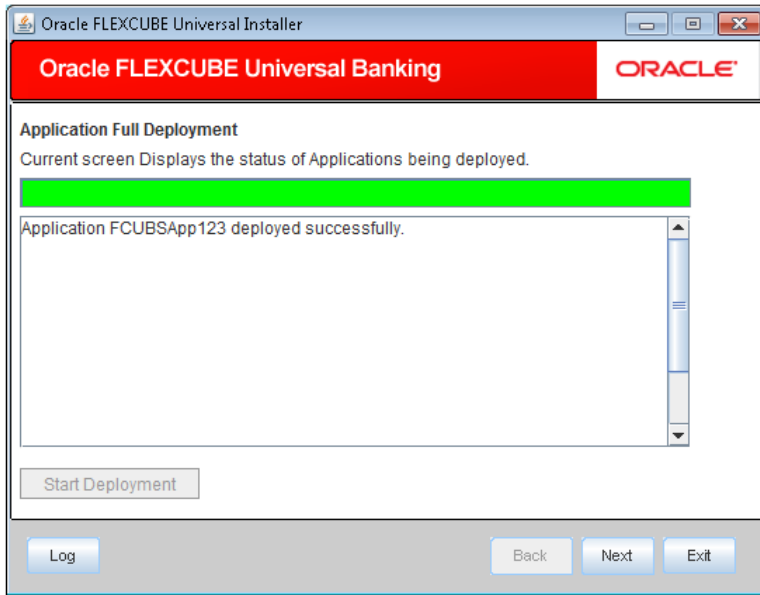


15. Click 'Start Deployment' to begin the process of application deployment.

16. On successful deployment, you will get the following message is displayed:.



17. Click 'OK' and following screen is displayed:





Open Development Tool Application Deployment in Websphere
[May] [2016]
Version 12.2.0.0.0

Oracle Financial Services Software Limited
Oracle Park
Off Western Express Highway
Goregaon (East)
Mumbai, Maharashtra 400 063
India

Worldwide Inquiries:
Phone: +91 22 6718 3000
Fax: +91 22 6718 3001
www.oracle.com/financialservices/

Copyright © [2007], [2016], Oracle and/or its affiliates. All rights reserved.

Oracle and Java are registered trademarks of Oracle and/or its affiliates. Other names may be trademarks of their respective owners.

U.S. GOVERNMENT END USERS: Oracle programs, including any operating system, integrated software, any programs installed on the hardware, and/or documentation, delivered to U.S. Government end users are "commercial computer software" pursuant to the applicable Federal Acquisition Regulation and agency-specific supplemental regulations. As such, use, duplication, disclosure, modification, and adaptation of the programs, including any operating system, integrated software, any programs installed on the hardware, and/or documentation, shall be subject to license terms and license restrictions applicable to the programs. No other rights are granted to the U.S. Government.

This software or hardware is developed for general use in a variety of information management applications. It is not developed or intended for use in any inherently dangerous applications, including applications that may create a risk of personal injury. If you use this software or hardware in dangerous applications, then you shall be responsible to take all appropriate failsafe, backup, redundancy, and other measures to ensure its safe use. Oracle Corporation and its affiliates disclaim any liability for any damages caused by use of this software or hardware in dangerous applications.

This software and related documentation are provided under a license agreement containing restrictions on use and disclosure and are protected by intellectual property laws. Except as expressly permitted in your license agreement or allowed by law, you may not use, copy, reproduce, translate, broadcast, modify, license, transmit, distribute, exhibit, perform, publish or display any part, in any form, or by any means. Reverse engineering, disassembly, or decompilation of this software, unless required by law for interoperability, is prohibited.

The information contained herein is subject to change without notice and is not warranted to be error-free. If you find any errors, please report them to us in writing.

This software or hardware and documentation may provide access to or information on content, products and services from third parties. Oracle Corporation and its affiliates are not responsible for and expressly disclaim all warranties of any kind with respect to third-party content, products, and services. Oracle Corporation and its affiliates will not be responsible for any loss, costs, or damages incurred due to your access to or use of third-party content, products, or services.